

## FUNCTIONS



Stacked up - A mobile and versatile shelving system.



Easy access to goods even when stacked.

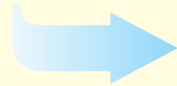



Visible and attractive stock display.




Plant usage from raw materials, to work in progress (WIP) to finished goods.

## QUICK & EASY ASSEMBLY / DIS-ASSEMBLY



• Assembly finished.




## FUNCTIONS



Four way entry of fork.



Quick, inter-plant transfer using pallet trucks.



Piled up when folded to save space.



Delivery on truck - convenient and secure.


## SAFETY FEATURES



Spring steel hinges and extra security fasteners provide both flexibility & strength.



6mm steel rods electrowelded at high intensities at 50mm pitch for extra impact resistance.



Sturdy 'keys' that can even be padlocked to secure against theft while stacked.



Robust U channel steel bottom frame fully welded to handle even the toughest of loads. Hot dip galvanised to provide maximum corrosion resistance.



Deep, grooved legs provide a claw-like grip and exceptional stability for multi-layer stacking.



## OPTIONS




Fitting of castor wheels.



Stackable with castor wheels.



Overhead crane hoist.



Removable & reusable castor wheel trolley base.



# sumo®

## PALLET MESH



## SPECIFICATIONS

Model	Capacity (Kg)	Stackability (layers)	External Dimensions (mm)			Mesh (mm)		Legs Height (mm)	Net Weight (kg)	Volume M <sup>3</sup>
			Width	Length	Height	Wire Diameter	Pitch			
<b>SUMO MEDIUM-HEAVY DUTY PALLET MESH</b>										
Sumo 2	800	4	500 (20")	800 (32")	550 (22")	6.0	50	100 (4")	25	0.14
Sumo 3	800	4	600 (24")	800 (32")	650 (26")	6.0	50	100 (4")	29	0.22
Sumo 5	1,200	4	800 (32")	1000 (40")	850 (34")	6.0	50	100 (4")	47	0.52
Sumo 7	1,500	4	1000 (40")	1200 (48")	900 (36")	6.0	50	100 (4")	66	0.84
Sumo 9	1,500	4	1200 (48")	1400 (56")	950 (38")	6.0	50	100 (4")	82	1.25
<b>SUMO MEDIUM DUTY PALLET MESH</b>										
Sumo 3-N	600	4	600 (24")	800 (32")	650 (26")	5.0	50 x 25	100 (4")	31	0.22
Sumo 5-M	800	4	800 (32")	1000 (40")	850 (34")	6.0	50 x 100	100 (4")	41	0.52
Sumo 7-M	1000	4	1000 (40")	1200 (48")	900 (36")	6.0	50 x 100	100 (4")	56	0.84

- Other sizes, capacities and features available on request.
- Bright, zinc mesh panels and hot dip galvanised base as standard, epoxy coating available as an option.

- Options available include dividers, shelves and security lids.
- Materials & specifications subject to change without prior notice.



**LOOK for the**  **logo on the legs for your guarantee of authenticity.**

Another Quality Product By....



**BAN NGAI ENGINEERING SDN BHD** (192894-T)

**KL HQ** : Lot 4934, Batu 5¾, Jalan Meru, 41050 Klang, Selangor Darul Ehsan, Malaysia. Tel: 03-3392 3813 (HL) Fax: 03-3392 1344  
**JB Office** : No. 42, Jalan Ros Merah Dua/2, Taman Johor Jaya, 81100 Johor Bahru, Johor, Malaysia. Tel: 07-3550030 Fax: 07-3550085  
**Penang Office** : No. 4617 & 4618, Jalan Chain Ferry, 12100 Butterworth, Penang, Malaysia. Tel: +604-333 3160 (HL) Fax: +604-333 3172  
 Web Site : www.banngai.com / www.superform.com.my E-mail : sales@banngai.com



Registration : 026130

**Multifunctional Handling And Storage Solutions For The New Millennium**